

**Bold Type** Designates a Stock Item

Order by Product ID Number

## Standard Duty PVC Clear Food Grade Hose


ID	STD LENGTH (FT)	WEIGHT PER FOOT (LBS/FT)	TOTAL WEIGHT (LBS)	PRODUCT ID
1-1/2"	100	0.32	32	<b>EHC150-100</b>
1-1/2"	25	0.32	8	<b>EHC150-25</b>
2"	100	0.50	50	<b>EHC200-100</b>
2"	125	0.50	12.5	<b>EHC200-25</b>
2-1/2"	100	0.73	73	<b>EHC250-100</b>
2-1/2"	25	0.73	18.25	<b>EHC250-25</b>
3"	100	1.04	104	<b>EHC300-100</b>
3"	25	1.04	26	<b>EHC300-25</b>
3-1/2"	100	1.47	147	EHC350-100
4"	100	1.65	165	EHC400-100
4"	10	1.65	16.5	<b>EHC400-10</b>

## Standard Duty PVC Clear Food Grade Hose With Static Wire

ID	STD LENGTH (FT)	WEIGHT PER FOOT (LBS/FT)	TOTAL WEIGHT (LBS)	PRODUCT ID
1-1/2"	100	0.31	31	<b>EHCE150-100</b>
1-1/2"	25	0.31	7.75	<b>EHCE150-25</b>
2"	100	0.60	60	<b>EHCE200-100</b>
2"	25	0.60	15	<b>EHCE200-25</b>
2-1/2"	100	0.73	73	<b>EHCE250-100</b>
2-1/2"	25	0.73	18.25	<b>EHCE250-25</b>
3"	100	1.02	102	<b>EHCE300-100</b>
3"	25	1.02	25.5	<b>EHCE300-25</b>
3-1/2"	100	1.54	154	EHCE350-100
4"	100	1.77	177	EHCE400-100
4"	10	1.77	17.7	<b>EHCE400-10</b>

### PVC Specifications

- Counter clockwise spiral
- Service temp. Range: -4°F to 150° F



#### SPECIAL SERVICES

- Shot Peening
- Spiral Grooving
- Porcelain Lining
- Ceramic Coating
- Part Variations



**Bold Type** Designates a Stock Item

Order by Product ID Number

## Heavy Duty PVC Clear Food Grade Hose


ID	STD LENGTH (FT)	WEIGHT PER FOOT (LBS/FT)	TOTAL WEIGHT (LBS)	PRODUCT ID
1-1/2"	50	0.35	17.5	WT150-50
1-1/2"	100	0.35	35.0	WT150-100
2"	50	0.56	28.0	WT200-50
2"	100	0.56	56.0	WT200-100
2-1/2"	50	0.77	38.5	WT250-50
2-1/2"	100	0.77	77.0	WT250-100
3"	50	1.1	55.0	WT300-50
3"	100	1.1	110.0	WT300-100
3-1/2"	50	1.4	70.0	WT350-50
3-1/2"	100	1.4	140.0	WT350-100
4"	50	1.8	90.0	WT400-50
4"	100	1.8	180.0	WT400-100
5"	20	2.36	47.2	WT500-20
5"	100	2.36	236.0	WT500-100
6"	20	3.54	70.8	WT600-20
6"	50	3.54	177.0	WT600-50
6"	100	3.54	354.0	WT600-100
8"	20	5.1	102.0	WT800-20

## Heavy Duty PVC Clear Food Grade Hose With Static Wire

ID	STD LENGTH (FT)	WEIGHT PER FOOT (LBS/FT)	TOTAL WEIGHT (LBS)	PRODUCT ID
1-1/2"	60	0.43	25.8	WE150-60
2"	60	0.58	34.8	WE200-60
2-1/2"	60	0.88	52.8	WE250-60
3"	60	1.25	75	WE300-60
4"	60	1.93	115.8	WE400-60
5"	20	2.4	48	WE500-20
5"	60	2.4	144	WE500-60
6"	20	3.7	74	WE600-20
6"	60	3.7	222	WE600-60

## PVC Specifications

- Counter clockwise spiral
- Service temp. Range: -4°F to 150° F



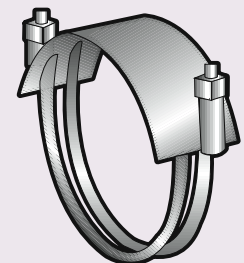
## Double Bolt Clamps Counter clockwise spiral for use on PVC hose

FITS HOSE ID	WEIGHT	PRODUCT ID
1-1/2"	0.18	SDBC150
2"	0.36	SDBC200
2-1/2"	0.48	SDBC250
3"	0.66	SDBC300
4"	1.02	SDBC400
5"	1.76	SDBC500
6"	2.00	SDBC600
8"	2.76	SDBC800

## Clamp Specifications

- 1-1/2" Through 8"
- Zinc-coated (galvanized)
- For use on counter clockwise spiral, PVC hose

Note: two clamps are recommended for each end on 5" ID hose and larger



### TERMINOLOGY

**CLR** = Center Line Radius  
**ERW** = Electric Welded Resistance  
**FNPT** = Female National Pipe Thread  
**ID** = Inside Diameter  
**MNPT** = Male National Pipe Thread  
**NPS** = Nominal Pipe Size  
**OD** = Outside Diameter  
**SCH** = Schedule